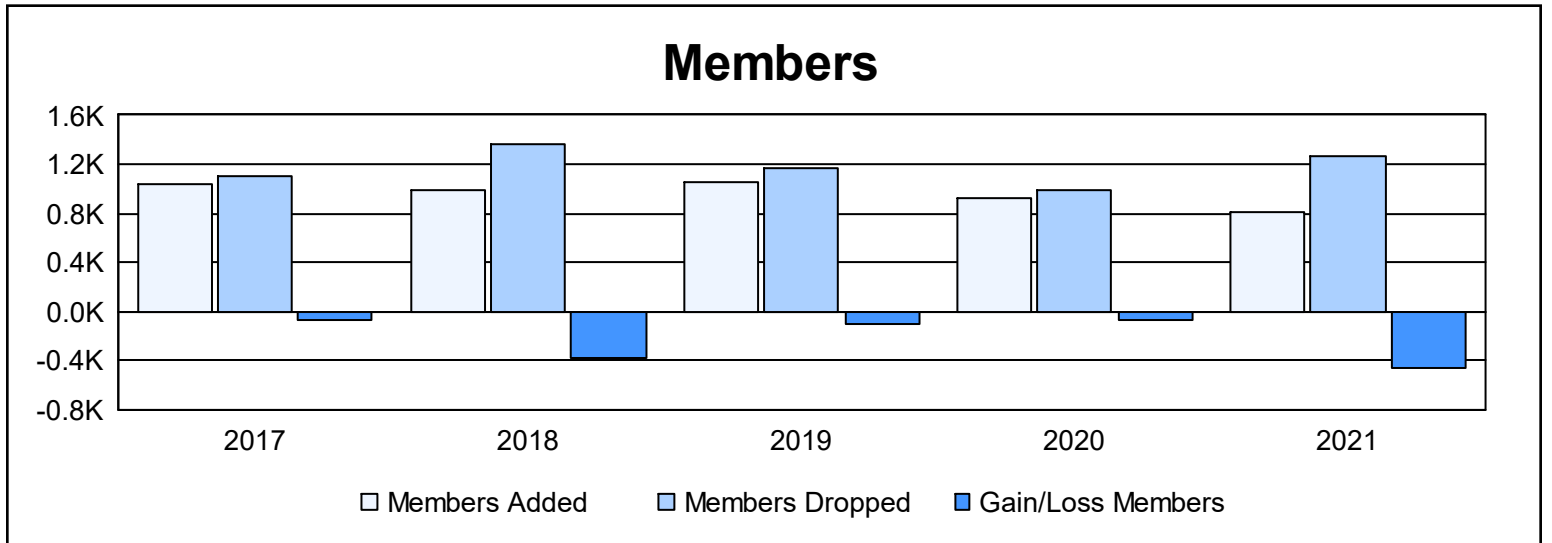
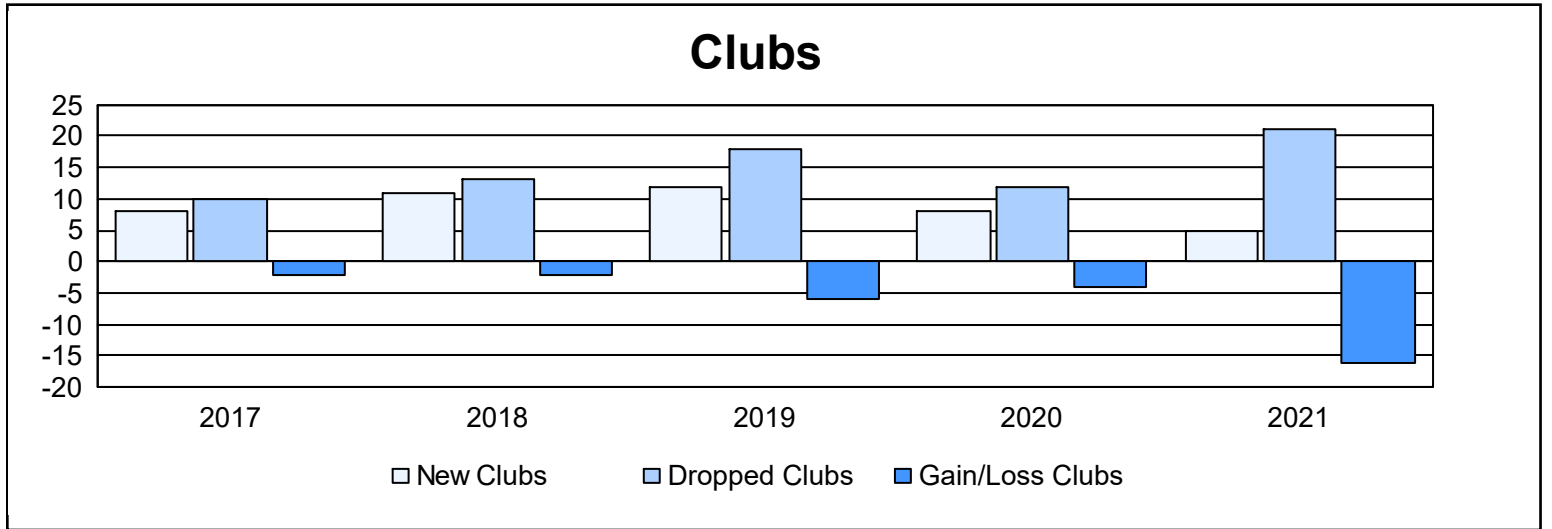
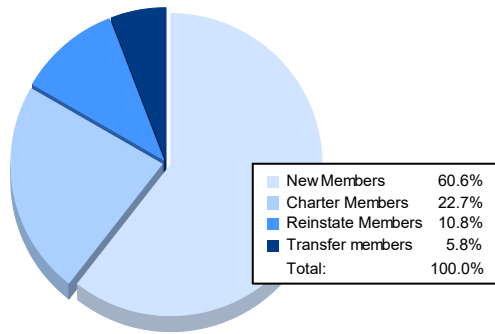


| Year | New Clubs | Dropped Clubs | Gain/ Loss Clubs | New Members | Charter Members | Reinstate Members | Transfer Members | Total Member Added | Total Members Dropped | Gain/ Loss Members |
|----------------|-----------|---------------|------------------|-------------|-----------------|-------------------|------------------|--------------------|-----------------------|--------------------|
| 2016-2017 | 8 | 10 | -2 | 718 | 246 | 23 | 43 | 1,030 | 1,108 | -78 |
| 2017-2018 | 11 | 13 | -2 | 589 | 307 | 42 | 56 | 994 | 1,371 | -377 |
| 2018-2019 | 12 | 18 | -6 | 625 | 343 | 31 | 62 | 1,061 | 1,160 | -99 |
| 2019-2020 | 8 | 12 | -4 | 557 | 280 | 57 | 32 | 926 | 994 | -68 |
| 2020-2021 | 5 | 21 | -16 | 488 | 183 | 87 | 47 | 805 | 1,264 | -459 |
| Average | 9 | 15 | -6 | 595 | 272 | 48 | 48 | 963 | 1,179 | -216 |



Membership Composition June 2021 Cumulative



Gender Composition June 2021 Cumulative

